

NSX Exterior Paint Handling Information

(Supersedes Job Aid, dated May 7, 2016, to revise the information highlighted in yellow.)

AFFECTED VEHICLES

Year	Model	Trim	VIN range
2017	NSX	ALL	ALL

REVISION SUMMARY

Cautions were added regarding the care and protection of matte finish carbon fiber parts. Under RECOMMENDATIONS, the paint care products list was revised.

INTRODUCTION

This job aid provides general information on how to properly handle the exterior paint on the NSX.

Never run the NSX through a conveyor-style car wash or use any type of motorized cleaning device that could damage the vehicle and the paint. **Always** wash the NSX by hand with a mild car wash detergent and plenty of fresh water.

BACKGROUND

The NSX is finished with a superior quality exterior paint and clear coat in order to provide the high luster finish expected from an exotic car.

While mass production paint is bake-cured at the factory, the paint used on the NSX goes through a natural curing process that may take up to **60 days** to complete. To ensure proper curing, the paint needs to “breathe” allowing the solvents within to out-gas. Any product that seals the paint surface physically or chemically should not be used during the curing period.

CAUTIONS DURING THE CURING PERIOD (FIRST 60 DAYS FROM VEHICLE ARRIVAL)

- **Do not** apply any products with sealing protection such as wax or sealant. These products could prevent solvent out-gassing and hinder the curing process, affecting the paint’s long-term durability.
- **Do not** apply any protective and/or decorative wrappings and/or sprays (such as Clear Bra) to any paint surface during the curing period. These products have a similar effect to the sealants mentioned above.
- **Do not** park the NSX under trees. Tree sap and bird droppings could cause damage to the paint due to their hardness and acidity. Should either come into contact with painted surfaces, they should be washed off immediately with plenty of water.
- **Do not** use detailing clay. During the curing period, you may polish the exterior paint to remove scratches or marks, but be certain the polishing products do not contain any wax or sealant content.

CAUTIONS FOR MATTE FINISH CARBON FIBER PARTS CARE

- **Do not** polish matte finish carbon fiber parts. If polished, the unique appearance of the matte finish will disappear permanently and will not be reversible.
- Clean matte finish carbon fiber parts with mild soap and water only. Do not use any cleaning products.






CLIENT INFORMATION: The information in this bulletin is intended for use only by skilled technicians who have the proper tools, equipment, and training to correctly and safely maintain your vehicle. These procedures should not be attempted by “do-it-yourselfers,” and you should not assume this bulletin applies to your vehicle, or that your vehicle has the condition described. To determine whether this information applies, contact an authorized Acura automobile dealer.



OTHER INFORMATION

- To remove scratches **on painted surfaces**, use a professional rotary or dual action polisher with proper polishing products. Run it at 900 rpm, applying no pressure. Use slow arm movements in a cross-hatch pattern (left to right, then up and down) for no more than **30 seconds**. Work on an area no larger than **24" x 24"** at a time to ensure consistent results.
- Clean the vehicle with soft, high-quality microfiber towels only. Always keep the towels clean and free of dirt. Wash or replace them frequently to ensure quality and to avoid contaminants.
- The paint on the two premium colors, **Valencia Red Pearl** and **Nouvelle Blue Pearl**, are thicker and more sensitive to the elements and scratches. Pay extra attention and be especially gentle when handling these two colors.

RECOMMENDATIONS

The following items are examples of tools and products recommended by the NSX factory for paint care:

Product	Manufacturer	Model No.	Description	
Pneumatic 3" Adjustable Polisher	Rupes	LHR75	Random orbital polisher for general use	
Pneumatic 2" Polisher	Rupes	TA-50	Random orbital polisher for tight area such as door jambs	
Finishing Pads	Rupes	Yellow	For finishing polish	
Finishing Polish Product	Sonax	Perfect Finish	Finishing polish for thick and soft paints	
Ultra-Premium Microfiber Towel	Kamikaze	16" x 16" Ultra-Premium Red	Final finish after polishing	

Product	Manufacturer	Model No.	Description	
Dryer Towel	Gyeon	Q2M	Waffle dryer microfiber towel to dry vehicle after car wash	
Detailer	Meguiar's	Ultimate Quik Detailer	For general wipe downs and remove fingerprints.	

END